


RESEARCH ARTICLE

Does Perceiving Discrimination Influence Partisanship among U.S. Immigrant Minorities? Evidence from Five Experiments

Daniel J. Hopkins¹ , Cheryl R. Kaiser², Efrén O. Pérez³, Sara Hágá⁴,
Corin Ramos⁵ and Michael Zárate⁵

¹Department of Political Science, Ronald O. Perelman Center for Political Science and Economics, University of Pennsylvania, Philadelphia, PA 19104, USA, e-mail: danhop@sas.upenn.edu, Twitter: [@dhopkins1776](https://twitter.com/dhopkins1776),
²Department of Psychology, University of Washington, Seattle, WA 98195, USA, e-mail: ckaiser@uw.edu,
Twitter: [@cherylrkaiser](https://twitter.com/cherylrkaiser), ³Department of Political Science, University of California, Los Angeles, CA 90095, USA, e-mail: perezee@ucla.edu, ⁴Faculdade de Psicologia, Universidade de Lisboa, Lisbon, Portugal, e-mail: sara.haga@fp.ul.pt and ⁵Department of Psychology, University of Texas, El Paso, TX 79902, USA, e-mails: cramos10@utep.edu and mzarate@utep.edu

Abstract

Perceived discrimination (PD) is reliably and strongly associated with partisan identity (PID) among US immigrant minorities such as Latinos and Asian Americans. Yet whether PD causes PID remains unclear, since it is possible that partisanship influences perceptions of discrimination or that other factors drive the observed association. Here, we assess the causal influence of group-level PD on PID using five experiments with Latino and Asian American adults. These experiments varied in important ways: they took place inside and outside the lab, occurred prior to and during Donald Trump's presidential campaign, and tested different manifestations of PD and partisan attitudes (total $n = 2,528$). These efforts point to a simple but unexpected conclusion: our experiments and operationalizations do not support the claim that group-targeted PD directly causes PID. These results have important implications for understanding partisanship among immigrants and their co-ethnics and the political incorporation of Latinos and Asian Americans.

Keywords: Perceived discrimination; partisan identification; racial and ethnic politics; Latinos; Asian Americans; survey experiments

The authors gratefully acknowledge the support of the Russell Sage Foundation (Award 87-14-05 to Hopkins, Kaiser, and Pérez). This research was reviewed and approved by institutional review boards at Georgetown University (2014–1003), the University of Pennsylvania (823994), the University of Washington (48286), and Vanderbilt University (151979). We thank August Gebhard-Koenigstein, Daniel Maldonado, and Thomas Munson for excellent research assistance and Matt Baretto, David Broockman, Neil Malhotra, Tanika Raychaudhuri, and Nicholas Valentino for insightful comments. This research was previously presented at the Spring 2016 Meeting of the Identity Politics Research Group (Columbia University, May 26), the 2016 Comparative Approaches to Immigration, Ethnicity, and Integration conference (Yale University, June 15), and the 2018 Collaborative Multiracial Post-Election 2016 Survey conference. There are no conflicts of interest to report. The data, code, and any additional materials required to replicate all analyses in this article are available at the *Journal of Experimental Political Science Dataverse* within the Harvard Dataverse Network, at: doi:10.1017/XPS.2019.14.”

© The Experimental Research Section of the American Political Science Association 2019

Introduction

For scholars wishing to understand immigrant minorities' political behavior, perceived discrimination (PD) appears key (Deaux 2006; Huo, Binning, and Molina 2010). Mounting evidence indicates that PD is associated with outcomes that include group consciousness (Masuoka 2006; Sanchez 2008; Schildkraut 2005, 2011), empathy (Sirin, Villalobos, and Valentino 2016), and political participation (Barreto 2010; Pantoja, Ramirez, and Segura 2001; Wong et al. 2011). Prior research also suggests that PD is robustly associated with immigrant minorities' partisan identities (PID) (Hajnal and Lee 2011; Kuo, Malhotra, and Mo 2017), which are central predictors of political attitudes and behaviors (Campbell et al. 1960). As Hajnal and Lee (2011, p. 176) observe, "Latinos who perceive a lot of discrimination are more than twice as likely to identify as Democrats than those who perceive little discrimination (47% vs. 22%)." For Asian Americans, the respective figures are 47% and 31% (Hajnal and Lee 2011, p. 177). PD is thus one potential explanation for why both groups have increasingly affiliated with and voted for Democrats in recent years.

If established, a causal link between PD and PID would help to clarify the nature of partisanship among immigrant minorities. Loosely speaking, there are two broad models of ethnic group political incorporation. In one, exemplified by Irish or Italian immigrants, ethnicity gradually wanes as a marker of political attitudes and behavior (Dahl 1961). In the second, often associated with African Americans, continued discrimination generates and reinforces a distinctive political identity that persists for generations (Dawson 1994). If PD directly causes Latinos and Asian Americans to lean Democratic, it would challenge classical conceptions of immigrant political incorporation and partisanship. It would also have important implications for the balance of support for America's two parties.

Prior research strongly suggests that heightened PD can cause increased affiliation with the Democrats. First, minorities – including those with immigrant origins – construe their environments differently than their majority peers, with this gap arising from the discriminatory interactions that minorities experience with mainstream society (Chong and Kim 2006; Dawson 1994). These perceptions of discrimination are highly mentally accessible, suggesting they can affect how immigrants and their kin judge politics (Masuoka and Junn 2013). For example, when PD is heightened, it may cause immigrants and their co-ethnics to develop a stronger attachment to the political party deemed friendlier toward them. Indeed, Kuo, Malhotra, and Mo (2017) show experimentally that raising doubts about Asian Americans' citizenship causes them to shift to the Democrats.

Second, established theorizing suggests that pre-adult experiences can be a key source of political socialization (Sears and Valentino 1997), in part because the partisanship of US-born parents is likely to structure the political identities of their children. Yet many Latinos and Asian Americans are socialized to a degree outside the USA (Abrajano and Alvarez 2010; Wong et al. 2011), making parental socialization a weaker explanation for their partisanship. Accordingly, scholars of immigrant political incorporation instead stress the role of contextual forces in molding immigrants' PID (Alvarez and Garcia Bedolla 2003). PD is one such contextual factor, as it often shapes immigrants' interactions with a host society. Third,

anti-immigrant climates have been followed by shifts in Democratic identification among immigrants and their co-ethnics (Dyck, Johnson, and Wasson 2012; but see Hui and Sears 2018). For example, Pantoja, Ramirez, and Segura (2001) observe that Latinos in California increasingly identified as Democrats in the wake of 1990s ballot measures like Proposition 187, which sought to exclude undocumented immigrants from government services. Jointly, these empirical observations are consistent with models in which PD is causally prior to political variables like partisan identity.

In short, extensive prior research bolsters the hypothesis that PD causes PID among Latinos and Asian Americans, as a heightened sense of discrimination is strongly associated with greater affiliation with the Democratic Party. Yet causal evidence is in short supply. In almost all prior research, PD is not manipulated, which means a PD-PID connection may arise for reasons other than a direct causal relationship (but see Kuo, Malhotra, and Mo 2017). Thus, additional experimental evidence from varied immigrant minorities, research settings, and operationalizations of PD is critical to isolate any causal effects. Such evidence would also clarify the extent to which elites' efforts to mobilize Latinos and Asian Americans on the basis of PD are likely to be effective.

Armed with these theoretical expectations, we ran five experiments assessing PD's impact on PID among Latinos and Asian Americans. Our studies vary in several respects. They took place inside and outside the lab. They occurred prior to and after Donald Trump's emergence as a national political figure. They manipulated PD via news reports that differed in how explicitly they linked discrimination to politics. The total number of subjects across the experiments was 2,528. Manipulation checks demonstrate that the treatments were always perceived as discriminatory and that they effectively manipulated group-targeted PD in the national sample and some of the lab-based studies. In fact, in our experiments with national samples, the treatments shift both Asian American and Latino respondents' perceptions of group-targeted discrimination by approximately 20% of the outcome's standard deviation.¹

Our treatments focus on group-level PD, making them distinctive from prior work (Kuo, Malhotra, and Mo 2017). We see good reason to manipulate group-level PD, as researchers commonly find that Latinos and Asian Americans are more likely to perceive discrimination against their groups than against themselves as individuals (Barreto 2010; see also Oskooii 2016), a finding our national sample results corroborate. In fact, in the national survey reported later, group-targeted discrimination is more strongly correlated with political partisanship than is personally targeted discrimination for both Asian Americans (-0.24 vs. -0.16) and Latinos (-0.25 vs. -0.21). We also expected group-targeted PD to be directly connected to PID, since it may activate cognitive schema about groups that are already integrated with political attitudes (Winter 2008). Finally, our studies also gauged partisan attitudes in diverse ways. Yet from many experiments, one empirical result

¹The data and code required to replicate all analyses in this article are available at the *Journal of Experimental Political Science Dataverse* within the Harvard Dataverse Network, <https://doi.org/10.7910/DVN/NQFPF3>; see Hopkins *et al.* (2019).

emerges: our manipulations of group-level PD fail to influence partisan identity or more malleable, party-related attitudes.

Experiments with student subjects

To test the connection between perceiving discrimination against one's pan-ethnic group and partisan attitudes, we conducted three experiments with Asian American undergraduates at the University of Washington and one experiment with Latino undergraduates at the University of Texas, El Paso.² The experiments were conducted sequentially, to allow for modifications in the experimental protocols. In developing the treatments, we initially sought to prime PD without directly mentioning partisanship or politics. Accordingly, respondents assigned to treatment read a two-page newspaper article titled "Bias Against Asians Is Alive" (Experiments 1 and 2) or "Bias Against Latinos Is Alive" (Experiment 4), with the headline and other content always matching the respondent's pan-ethnic group. The respective articles described the frequent use of slurs, experiences with various forms of discrimination (e.g. employment), and findings from a national survey reporting high levels of discrimination against the participant's pan-ethnic group. While Experiment 1 avoided any discussion of discrimination in politics, Experiments 2 and 4 also included a paragraph about how Asian Americans or Latinos are "shut out politically," although this paragraph included no party-specific content. The control article was always of similar length but described a tortoise nicknamed "Lonesome George" (Kaiser et al. 2004; Major et al. 2007). Appendix A provides the text and images of the treatments, which were formatted to look like newspaper articles. In all four experiments, respondents were also asked to "[p]lease summarize what you just read and describe how it made you feel in two sentences or so" to deepen their engagement with the article and encourage them to process it more fully. This prompt should serve to strengthen the impact of the manipulations.

Experiment 3 tests the influence of a more explicitly political prime. Specifically, it presented respondents with one of two statements made by "a prominent member of Congress." While the control message was anti-crime, the experimental treatment provided a four-sentence anti-immigration statement. The anti-immigration statement did not single out any specific ethnic groups or provide any party cues.

²Given that undergraduate samples differ from the overall population of English-speaking Asian Americans and English- and Spanish-speaking Latinos in terms of their age, educational attainment, and other factors, it is useful to assess whether these populations also differ from national samples with respect to their perceptions of group-targeted PD or their partisanship. To do so, we present Table C.6 in Appendix C, which uses our nationally representative survey data to illustrate the demographic correlates of these two variables. While younger Latinos report higher levels of group-targeted PD, there is not a strong relationship between age and PD among Asian Americans. Higher educational attainment predicts heightened levels of PD for both Asian Americans and Latinos. However, age and educational attainment are not strong predictors of partisanship among either group. These conditional correlations indicate that we should expect the college student samples to have somewhat higher levels of PD from the outset, making it critical to assess whether ceiling effects limit our ability to manipulate our key independent variable.

Experiment 1 took place between October and December 2014, while Experiment 4 was administered between July and October 2015.³ We removed respondents who were foreign nationals who had come to the USA only upon enrolling in college, leaving us with sample sizes of 181, 247, and 350 Asian American respondents in Experiments 1–3 and 209 Latino respondents in Experiment 4. After reading the assigned text, respondents were asked to report their partisan identity and attitudes toward the political parties using multiple items including: a traditional seven-category measure of partisan identity (“Party ID”); a self-assessment as to whether the respondent has shifted toward the Republicans or Democrats (“Party Change”); and feeling thermometer assessments of the Republicans and Democrats (“GOP–Democrat Feelings”) as well as their 2012 standard-bearers, Governor Mitt Romney and President Barack Obama (“Romney–Obama Feelings”). While partisan identity itself is typically quite stable, these other party-related attitudes are likely to be more responsive to contextual shifts. Appendix B provides the wording for all relevant questions, while Tables C.1–C.4 in Appendix C summarize the outcome measures.⁴ Despite being drawn from college students, it is important to note that our samples are not exclusively strong Democrats. Indeed, all four samples show meaningful variation on all outcome measures, limiting the prospect of ceiling effects on the outcomes.

As compared to some specific experiences with discrimination, our manipulations were relatively subtle, with three of the four being delivered through an article about unfamiliar co-ethnic individuals and the fourth through a comment by an unnamed politician. As a result, it is important to assess their effectiveness: did our manipulations actually induce a sense of discrimination among our Asian American and Latino subjects? We embedded manipulation checks near the end of each experiment’s questionnaire; we summarize those variables in Tables C.1–C.4 in Appendix C and report the results in Appendix D. In all four cases, the treatments were more likely to be rated as offensive and discriminatory toward the target pan-ethnic group relative to the controls, always at substantively and statistically significant levels. The treatments also sometimes (but not always) heighten overall perceptions of discrimination against the respondent’s pan-ethnic group. However, they do not shift perceptions of discrimination targeted at the respondent individually. As detailed in footnote 2 above, Asian American and Latino undergraduates are already more likely to perceive higher levels of group-targeted PD than older, less-educated co-ethnics, so it is possible that these manipulation checks are limited to some extent by ceiling effects.

To analyze the experiments’ impacts on partisanship and related attitudes, we fit OLS models of the outcomes of interest for each of the four experiments and illustrate the resulting coefficients and 95% confidence intervals in Figure 1; Appendix E reports the corresponding regression results. As the figure shows, there is no substantively or statistically meaningful effect in any of the four experiments. Being primed to think about discrimination against one’s pan-ethnic group does not have a consistent effect on any of our outcomes.

³Experiment 2 occurred between February 2 and March 13, 2015 while Experiment 3 was fielded between May 1 and December 11, 2015.

⁴We also conducted a partisan Implicit Association Test that we report elsewhere.

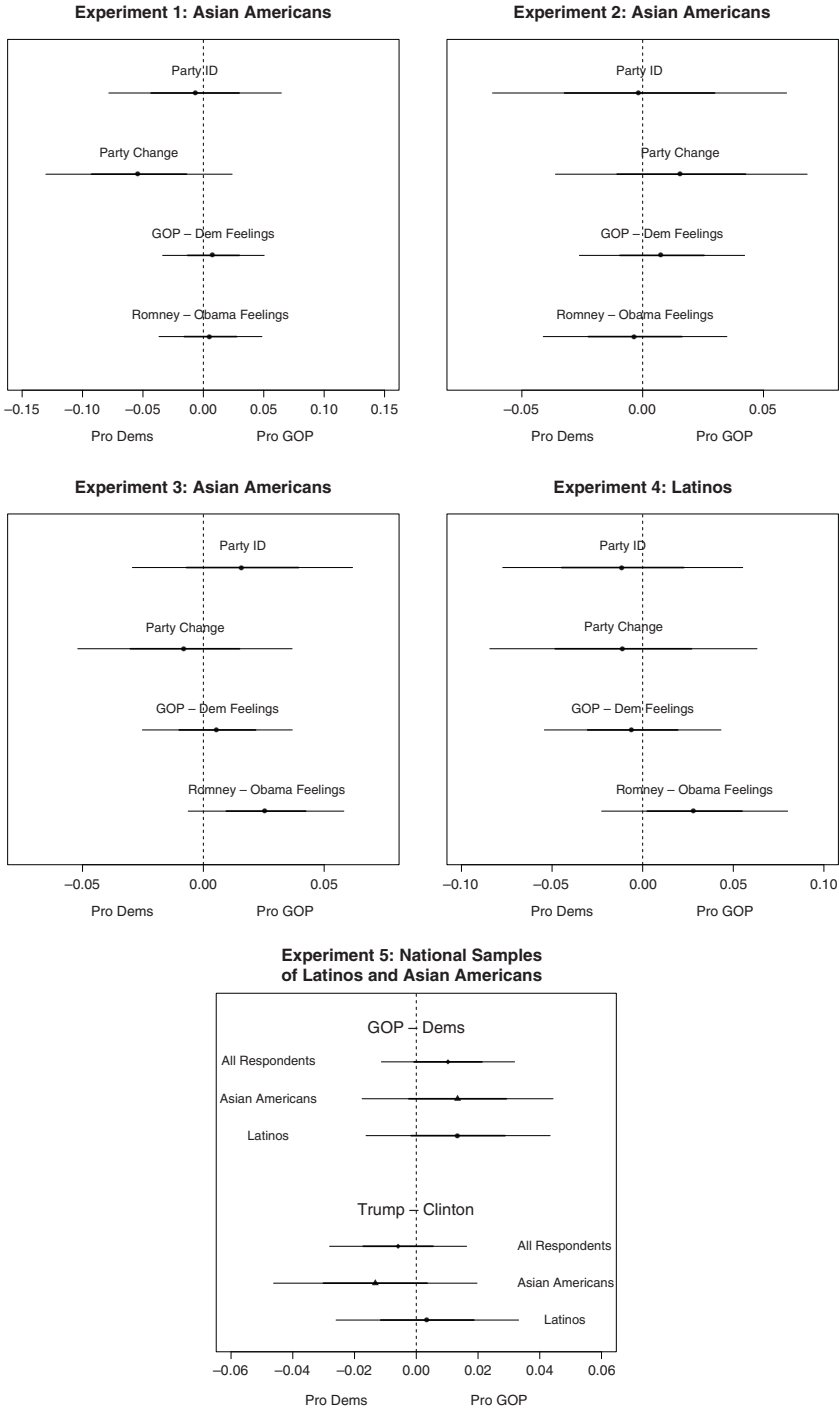


Figure 1

For each experiment, these figures depict the impact of the treatment text priming group-targeted PD on various party-related outcomes.

Table 1
The Estimated Effects and Standard Errors When the Four Lab Experiments Were Analyzed Jointly Using a Linear Multilevel Model

Outcome	Effect	SE	Mean	2.5 th percentile	97.5 th percentile
			Cohen's <i>d</i>	Cohen's <i>d</i>	Cohen's <i>d</i>
GOP party ID	0.002	0.015	0.010	-0.115	0.135
GOP party change	-0.011	0.015	-0.04	-0.165	0.086
Republican-Democrat feelings	0.004	0.009	0.033	-0.092	0.159
Romney-Obama feelings	0.015	0.010	0.103	-0.022	0.229

This table presents the mean between-subject Cohen's *d* and the associated 95% confidence interval using the meta-analytic approach in Goh *et al.* (2016).

Effect sizes and precision

Our lab-based experiments range in size from 181 to 350, so it is valuable to assess how much statistical precision they afford us jointly. In particular, it is instructive to pool our studies to evaluate whether a substantively and statistically meaningful effect emerges across them. To do so, we employed two different tests. First, we aggregated the four lab-based experiments into a single data set and then analyzed the data set with a multilevel model with experiment random effects. Second, we performed a meta-analysis of our four lab-based experiments using the approach outlined in Goh, Hall, and Rosenthal (2016). Specifically, we calculated the weighted average of Cohen's *d*, which rescales the estimated treatment effect by the outcome's standard deviation, and report the results alongside the associated 95% confidence intervals in Table 1.⁵ The overall results are quite similar across the two tests and indicate that our null findings are not a function of imprecision. Indeed, these pooled analyses suggest that even the upper bounds on the effect of PD on PID are substantively quite modest.

As an example, consider as an outcome the seven-category measure of party identification, with strong Republicans coded as 7. For the multilevel model, we estimate an overall effect of the discrimination-priming treatments of 0.002 (SE = 0.015), meaning that the treatments jointly have an impact that is nearly zero but which leans very slightly pro-Republican. Given the standard error of 0.015, the associated 95% confidence interval spans from an effect of -0.027 in the Democratic direction to 0.031 in the Republican direction. The outcome's standard deviation is 0.229, meaning that the effect's 95% confidence interval spans from just 12% of a standard deviation in the Democratic direction to just 14% of a standard deviation in the Republican direction. The results from the meta-analysis are highly similar, as illustrated in Table 1's first row.⁶

⁵By way of benchmarking, Cohen's *d* values around 0.20, 0.50, and 0.80 are often considered small, medium, and large, respectively. A sensitivity analysis (run on G-Power) indicated that these studies were 80% powered to detect effects across studies ranging from $d = 0.20$ to 0.42. The meta-analysis was powered to detect effects as small as $d = 0.11$.

⁶The 95% confidence interval associated with the Cohen's *d* statistic spans from -0.115 to 0.135. Even the upper bound for the estimated effect is quite small.

The next outcome of interest is respondents' self-reported change in their partisan leanings. There, the multilevel model estimates an effect of -0.011 with a standard error of 0.015 .⁷ Our experiments also examine the difference between the Republican and Democratic feeling thermometers. For the multilevel model, we estimate an overall effect of the discrimination-priming treatments of 0.004 ($SE = 0.009$).⁸ Finally, when the outcome is instead the difference in feeling thermometers between Mitt Romney and Barack Obama, the treatment effect is estimated to be 0.015 ($SE = 0.010$).⁹ In all three cases, even the upper bounds of the 95% confidence intervals reflect substantively small effect sizes.

To be sure, political partisanship is a social identity that is likely to be durable, meaning that it would be surprising if we did find that it responded to a single article or statement (Green, Palmquist, and Schickler 2002; Mason 2018). However, overall affect toward the parties – and especially toward their political candidates – is more malleable, so the null findings there are more striking. What's more, our samples were of college students, a young population whose partisan attitudes may be less crystallized (Sears 1986). It is likewise noteworthy that we find no effects of priming perceptions of group-targeted discrimination in either our Latino or Asian American samples, meaning that this result is not specific to one pan-ethnic group.

Experiment with national samples

What is the effect of priming perceptions of discrimination against one's group among Asian American and Latino adults beyond college campuses? Given the limitations of student subjects, and given the particular possibility that pre-treatment effects may have made PD chronically accessible in that population (Druckman and Leeper 2012), we repeated our experiment with population-based samples of Asian American and Latino adults via GfK's Knowledge Panel. This panel employs probabilistic procedures such as random-digit dialing and address-based sampling to build a sample of English and Spanish speakers for online surveys. Respondents were sampled based on their prior responses to questions about their ethnic/racial self-identification as well as questions about Latinos' preferred language. The survey was fielded between March 23, 2016, and April 11, 2016. In all, the final sample includes 820 Latinos, 352 of whom (43%) took the survey in Spanish. It separately includes 721 Asian American respondents, all of whom took the survey in English. Table C.5 in Appendix C provides descriptive statistics and benchmarks from the 2011–2014 American Community Survey, where available.

⁷Here, the pro-Democratic bound on the 95% confidence interval is 0.040 , which is 17% of the outcome's standard deviation (0.23). The meta-analysis again returns very similar results, with a 95% confidence interval for the Cohen's d ranging from -0.165 to 0.086 .

⁸The 95% confidence interval's pro-Democratic bound is 0.014 , which is 9% of the outcome's standard deviation (0.147). The weighted Cohen's d across experiments leads to similar conclusions, as it is 0.033 with a 95% confidence interval from -0.092 to 0.159 .

⁹That standard error means that the pro-Democratic bound on the effect's 95% confidence interval is just 0.005 , which is 3% of the outcome's standard deviation of 0.147 . The weighted Cohen's d is 0.103 , with a 95% confidence interval from -0.022 to 0.229 .

Table 2
 Manipulation Checks, National Samples, Group-Targeted PD

	All respondents	Asian Americans	Latinos
Intercept	3.40*	1.88*	3.90*
	(0.27)	(0.46)	(0.36)
Article	0.28*	0.30*	0.27*
	(0.08)	(0.10)	(0.11)
R^2	0.04	0.09	0.08
Num. of obs.	1,525	718	807

This table presents manipulation checks for the GfK experiments conducted with national samples. The outcome is a scale measuring perceptions of group-level discrimination varying from 1 to 6. These estimates were derived from OLS models with independent variables including respondents' education, age, gender, national origin group, income, citizenship status, and birthplace in the USA.

* $p < 0.05$.

In designing the national experiment, we draw on our lab-based experiments to manipulate PD via highly similar articles. For Spanish-language respondents, we translated all materials into Spanish as directly as possible. Our analyses proceeded according to the pre-analysis plan filed with Evidence in Governance and Politics on April 16, 2016.¹⁰

National experiments: Manipulation checks

In the lab-based experiments detailed earlier, the manipulations were consistently perceived as being offensive and containing discriminatory content. We conducted similar manipulation checks with the GfK respondents, as detailed in Table 2 as well as in Appendix D. To do so, we assessed the treatment article's impact on responses to two post-treatment questions about perceptions of PD. To measure group-targeted discrimination, respondents were asked much later in the questionnaire whether they agree or disagree that "my racial/ethnic group is discriminated against."¹¹

For Asian Americans, Latinos, and the sample overall, reading the article led to a pronounced increase in perceptions of group-targeted discrimination. For Asian Americans, the increase was 0.30 (SE = 0.10), which constitutes 21% of the scale's standard deviation; for Latinos, the comparable figure was 0.27 (SE = 0.11; 19%). In short, the manipulation was effective in raising respondents' levels of PD targeted toward their group. The treatment was also narrow in its impact: as Table D.5 and Figure D.1 in Appendix D illustrate, the article did *not* heighten perceptions of personally targeted discrimination to a statistically or substantively significant degree for Latinos (0.05, SE = 0.12). The effect for Asian Americans was discernible but relatively small (0.18, SE = 0.11).

¹⁰See egap.org/registration/1842.

¹¹We also measured personally targeted perceived discrimination by asking respondents to agree with a similar statement that "I experience discrimination because of my race/ethnicity."

National experiments: Results

What were the manipulations' impacts on political attitudes among the national samples? To answer that question, we evaluated the impact of reading the article on feeling thermometers assessing affect toward the two major political parties and their 2016 presidential frontrunners. Immediately after reading the assigned article, all respondents were then asked to assess a variety of figures and groups on a 0–100 feeling thermometer. If heightened PD has a causal impact on assessments of the parties, we might well expect that effect to be evident in changed feeling thermometer ratings.

As one outcome, we again considered the difference between the score given to the Democratic Party and that given to the Republican Party. As in the lab-based studies, we rescaled this outcome to vary between 0 and 1; here it has a standard deviation of 0.21. As the top cluster of results in the bottom panel of Figure 1 illustrates, there is no significant effect for Asian Americans (0.013, SE = 0.016) or Latinos (0.014, SE = 0.015); in fact, the point estimates are in the pro-GOP direction. Still, the outcome's standard deviations – 0.21 and 0.22 for Asian Americans and Latinos, respectively – mean that the 95% confidence intervals exclude any effects larger than 14% of the outcome's standard deviation for both Asian Americans and Latinos.

Similarly, the middle cluster of Figure 1 shows no effects on attitudes toward the two parties' front-running presidential candidates. There, the corresponding estimates are –0.013 (SE = 0.017) for Asian Americans and 0.004 (SE = 0.015) for Latinos.¹² The article does not shift attitudes toward the parties. Nor does it shift attitudes toward their standard-bearers. In short, the treatments that were unable to shift party-related attitudes among undergraduates are similarly unable to do so among national samples of Asian Americans or Latinos.

Discussion and conclusion

Our experiments indicate that written manipulations heightening the salience of group-targeted discrimination do not shape political partisanship or several related measures of attitudes toward the political parties and their presidential nominees. This finding holds for Asian Americans as well as for Latinos, and for undergraduate samples as well as nationally representative samples. While the sample sizes for specific lab studies vary from 181 to 350 respondents, the experiments jointly are well powered to rule out even moderately sized effects. And although already high levels of group-targeted PD among undergraduates may have limited the impact of the manipulations in select lab-based studies, they cannot explain the overall pattern. Even using a well-powered experiment conducted with a large, nationally representative sample with considerable variation in its partisanship, we find little impact of priming group-level PD.

This collection of results is valuable for multiple reasons. Theoretically, our findings raise fundamental questions about which identity drives the oft-observed association between PD and PID. An implicit assumption in explanations

¹²In this case, the 95% confidence intervals rule out any effects larger than 15% of the outcome's standard deviation (0.22) for Asian Americans and 13% of its standard deviation (0.23) for Latinos.

emphasizing PD's causal role is that it shapes PID because it leads Latinos and Asian Americans to think of themselves as racial/ethnic minorities, a perspective aligning with the work of Dawson (1994) and others on the crucial impact of group consciousness on minority political behavior (Masuoka 2006; Sanchez 2008). However, our inability to shift PID through PD suggests that there may be other pathways connecting pan-ethnic identities with partisanship. Our results also indicate that partisan identities might be sufficiently developed and stable so as to drive PD instead (see also Margolis 2018), a prospect that merits future research. Indeed, if parties cognitively encapsulate other social groups – e.g., class, religion, ethnicity, and race (Green, Palmquist, and Schickler 2002) – then a salient partisan identity could shape one's construal of information related to these nested groups, including PD.

Given that prior research has found robust associations between partisanship and PD, it is important to discuss these results in the context of prior work. Although most studies finding a PD-PID link employ observational designs, one pioneering study – Kuo, Malhotra, and Mo (2017) – shows that heightening PD via an interpersonal encounter can influence party-related attitudes among Asian American college students. Of the various experiments reported here, three of ours likewise sampled Asian American college students, making it valuable to consider the studies' similarities and differences in detail. With respect to the former, both our experiments and Kuo *et al.*'s study manipulate aspects of PD. Moreover, both studies assess PD's impact on partisanship and various party-related attitudes, making the findings less prone to the charge that they are sensitive to the specific outcome measures employed.

The clearest difference between the studies concerns the treatments. Kuo *et al.* (2017) manipulate discrimination toward Asian American *individuals*, and they do so using a personally targeted intervention. By contrast, the five studies here manipulate discrimination toward Asian Americans and Latinos *as groups*, and they do so via articles that do not involve direct discrimination against the subject but instead relay others' reports of discrimination. Focusing on group-level discrimination makes our treatments more impersonal, potentially reducing their immediacy and personal relevance – though also potentially increasing their integration with political attitudes and their relevance in political debates. Furthermore, our treatments' online transmission, rather than in-person delivery, might make them less affectively charged or psychologically engaging. It's also important to note that both Asian Americans and Latinos report higher levels of group-targeted PD than personally targeted PD (see Table C.5 in Appendix C as well as Barreto 2010). As a consequence, group-targeted PD may be more chronically accessible and so more difficult to manipulate. In short, there are several plausible explanations for the differences between the results here and those in prior work.

Still, in listing these differences, it becomes clear that the PD-PID link likely depends on particular conditions that are not yet fully grasped. A constructive path forward, then, is to undertake research clarifying the specific types of PD that can influence party-related attitudes and the conditions under which such relationships do or do not appear. Both the personally targeted discrimination studied by Kuo, Malhotra, and Mo (2017) and the group-targeted discrimination studied here are abundant in politics, so future research would do well to consider each,

operationalized in various ways. Given the prospect that group-targeted PD may be chronically accessible in today's political environment, it seems especially important to consider dynamic studies with realistic treatments administered over time. Nonetheless, we have presented five well-powered studies varying by setting, participants, outcomes, and treatment operationalization. Our null results suggest that scholars would also do well to consider the reverse pathway – the prospect that partisanship may instead shape group-level perceptions of discrimination. These two pathways may also vary with political socialization, such that PD initially reinforces Democratic partisanship, but Democratic partisanship then comes to heighten subsequent PD.

Appendix A: Manipulations

A1: Treatment Article Text, Experiment 2

Bias against asians is alive by: J. L. Haley Associated Press

Los Angeles – At a recent meeting, the leaders of the Asian Students Association at UCLA gathered to plan the group's annual film festival. But before the talk could turn to movies, its members wanted to discuss something far less entertaining: the prevalence of anti-Asian bias in students' lives. Student after student reported experiences with discrimination, from having been called slurs like "chink" to having been stereotyped as nerds, subjected to racist jokes, or ignored by classmates. The discrimination came from friends as well as strangers.

Those stories match up with recent data collected by the University of California's Survey Research Center. The Center's new survey shows that Asians and Asian Americans face widespread discrimination in many areas of life. The study, which surveyed 5,000 current ethnic minority and White undergraduates and 5,000 alumni who graduated between 2008 and 2013, revealed that Asians routinely face discrimination and inequality in politics, employment, education, and in everyday interpersonal interactions. In addition, the survey revealed that Whites continue to hold negative attitudes about Asians.

Unfairness in Promotion – The survey demonstrated that Asians are very rarely in top management positions. Even when they possess relevant education and experience for executive positions, Asians continue to serve in junior roles. Very few Asians are directors of White-owned companies, for example. The survey also revealed that despite being disproportionately passed over for promotions and raises, Asians rarely blame those events on discrimination. In turn, this tendency not to report discrimination leads society at large, including Asians, to underestimate the pervasiveness of discrimination toward Asians.

Racism Still Pervasive – The data also showed that stereotypes and negative attitudes about Asians have remained pervasive in recent years. The study revealed that between 70% and 75% of the surveyed White respondents held prejudiced attitudes against Asians. White respondents generally rated Asians as more weak, submissive, untrustworthy, and less social than Whites. Over 70% of the surveyed Whites indicated they would prefer their work supervisor be White rather than Asian.

Perpetual Foreigners – Emerging from these data, the view of Asian Americans as not quite "real" Americans is one of the most common stereotypes. The overwhelming majority of Asian Americans surveyed reported being frequently asked "Where are you really from?" or "How long have you been in the States?" and being praised for their "good" English or lack of accent. What's more, White Americans tended to agree with statements such as "Asians residing in the US are unwilling to assimilate to the US society" and "Asian Americans stick more to the culture and values of their families' origins than of the USA."

Asians Shut Out Politically – The survey uncovered widespread prejudice, and so helps explain another challenge facing Asian Americans in the USA: a political system that doesn't represent them well. Asian Americans now account for over 4% of the American population, and yet less than 2% of members of Congress are Asian.



Figure A.1
Treatment article on perceived discrimination, national experiment.

Not Expecting This – Finally, 90% of the Asian alumni reported that while in college they did not recognize the extent to which prejudice would cause personal and professional barriers for them. In short, the Survey Research Center demonstrated that Asians face pervasive discrimination on a regular basis and lack opportunities compared to Whites.

Treatment Statement Text, Experiment 3

Before starting the survey, we would like you to read a comment made recently by a politician in our nation’s capital. A prominent member of Congress made the following statement to reporters the other day:

“The issue of immigration isn’t just a problem of controlling the border. Even those immigrants who arrive with advanced degrees are threatening this country’s unity and our ability to stay together. Today’s immigrants aren’t focused on learning English, and they stick to themselves – they don’t learn what it means to be American. We need to restrict the number of visas available to skilled foreigners who want to work and live in the US, even if that means families will be separated.”

Control Statement Text, Experiment 3

Before starting the survey, we would like you to read a comment made recently by a politician in our nation’s capital. A prominent member of Congress made the following statement to reporters the other day: “The issue of criminality needs to be addressed by this Congress. Criminals who are granted parole may still harm the general public. We need mandatory prison sentencing for violent crimes, robbery and drug dealing. Courts should have the option of imposing lifetime sentences for repeat offenders.”

Treatment Article Text, Experiment 4

Bias against latinos is alive by: J. L. Haley Associated Press

Los Angeles – At a recent meeting, the leaders of the Latino Students Association at UCLA gathered to plan the group’s annual film festival. But before the talk could turn to movies, its members wanted to discuss something far less entertaining: the prevalence of anti-Latino bias in students’ lives. Student after student reported experiences with discrimination, from having been called slurs like “wet-back” to having been stereotyped as illegal aliens, subjected to racist jokes, or ignored by classmates. The discrimination came from friends as well as strangers.

Those stories match up with recent data collected by the University of California’s Survey Research Center. The Center’s new survey shows that Latinos and Latino Americans face widespread discrimination in many areas of life. The study, which surveyed 5,000 current ethnic minority and White undergraduates and 5,000 alumni who graduated between 2008 and 2013, revealed that Latinos routinely face discrimination and inequality in politics, employment, education, and in everyday interpersonal interactions. In addition, the survey revealed that Whites continue to hold negative attitudes about Latinos.

Unfairness in Promotion – The survey demonstrated that Latinos are very rarely in top management positions. Even when they possess relevant education and experience for executive positions, Latinos continue to serve in junior roles. Very few Latinos are directors of White-owned companies, for example. The survey also revealed that despite being disproportionately passed over for promotions and raises, Latinos rarely blame those events on discrimination. In turn, this tendency not to report discrimination leads society at large, including Latinos, to underestimate the pervasiveness of discrimination toward Latinos.

Racism Still Pervasive – The data also showed that stereotypes and negative attitudes about Latinos have remained pervasive in recent years. The study revealed that between 70% and 75% of the surveyed White respondents held prejudiced attitudes against Latinos. White respondents generally rated Latinos as more lazy, dirty, untrustworthy, and less competent than Whites. Over 70% of the surveyed Whites indicated they would prefer their work supervisor be White rather than Latino.

Perpetual Foreigners – Emerging from these data, the view of Latino Americans as not quite “real” Americans is one of the most common stereotypes. The overwhelming majority of Latino Americans surveyed reported being frequently asked “Where are you really from?” or “How long have you been in the States?”, and being praised for their “good” English or lack of accent. What’s more, White Americans tended to agree with statements such as “Latinos residing in the US are unwilling to assimilate to the US society” and “Latino Americans stick more to the culture and values of their families’ origins than of the US.” The surveyed Latinos worry that harsh immigration policies will target them for simply appearing foreign. Latino respondents report concern about local police being given the authority to question and even detain individuals whom they suspect are in the country illegally.

Latinos Shut Out Politically – The survey uncovered widespread prejudice, and so helps explain a major challenge facing Latino Americans in the USA: a political system that does not represent them well, and at times, targets them. Latino Americans now account for over 17% of the American population, and yet less than 9% of Members of Congress are Latino.

Not Expecting This – Finally, 90% of the Latino alumni reported that while in college they did not recognize the extent to which prejudice would cause personal and professional barriers for them. In short, the Survey Research Center demonstrated that Latinos face pervasive discrimination on a regular basis and lack opportunities compared to Whites.

Appendix B: Question Wording

Items on Undergraduate Survey Experiments

Partisan Identity

Change in views of the parties

Which of the following best describes how your feelings about the US political parties have changed in recent years?

- I feel much closer to the Republicans than I used to.
- I feel somewhat closer to the Republicans than I used to.
- I feel somewhat closer to the Democrats than I used to.
- I feel much closer to the Democrats than I used to.

Feeling thermometer measures

For the next set of questions, we'd like to get your feelings toward some groups or individuals in America. You will see a list of groups and people and then you will rate that group or that person on a thermometer that runs from 0° to 100°. Ratings above 50 mean that you feel favorable and warm toward that group or person. Ratings below 50 mean that you feel unfavorable and cool toward that group or person. Ratings right at the 50 degree mark mean you don't feel particularly warm or cold. You may use any number from 0 to 100 to rate how favorable or unfavorable your feelings are. If you don't know a group or person, please click on "Don't know this group/person."

- US president Barack Obama.
- Former Massachusetts governor Mitt Romney.
- Republicans.
- Democrats.

Group-targeted perceived discrimination. Please tell us whether you agree or disagree with the following statements. There are no right or wrong answers for any question.

- My racial/ethnic group is discriminated against.
- Discrimination against my racial/ethnic group is a big problem today.
- Asians/Asian Americans in the USA face a lot of racism.
- Discrimination against Asians/Asian Americans is a big problem in the USA today.

Appendix C: Descriptive Statistics

Table C.1
Descriptive Statistics for Manipulation Checks and Outcome Measures, Lab Study 1.
 University of Washington, $n = 181$ Asian American Respondents

	Mean	SD	Min.	Max.
Offensive	0.249	0.241	0.000	1.000
Discriminatory	0.361	0.348	0.000	1.000
Perceive group disc.	0.566	0.151	0.143	0.857
GOP party ID	0.377	0.244	0.000	1.000
Pro-GOP party change	0.399	0.263	0.000	1.000
GOP–Democrat feelings	0.420	0.141	0.045	0.805
Romney–Obama feelings	0.363	0.137	0.035	0.825

Table C.2
Descriptive Statistics for Manipulation Checks and Outcome Measures, Lab Study 2.
 University of Washington, $n = 247$ Asian American Respondents

	Mean	SD	Min.	Max.
Offensive	0.255	0.242	0.000	1.000
Discriminatory	0.371	0.333	0.000	1.000
Perceive group disc.	0.578	0.138	0.029	0.857
Perceive personal disc.	0.543	0.192	0.000	0.857
GOP party ID	0.324	0.220	0.000	1.000
Pro-GOP party change	0.352	0.206	0.000	1.000
GOP–Democrat feelings	0.387	0.132	0.000	0.800
Romney–Obama feelings	0.341	0.141	0.000	0.805

Table C.3
Descriptive Statistics for Manipulation Checks and Outcome Measures, Lab Study 3.
 University of Washington, $n = 350$ Asian American Respondents

	Mean	SD	Min.	Max.
Offensive	0.590	0.239	0.000	1.000
Prejudiced	0.647	0.225	0.000	1.000
Discriminatory	0.416	0.278	0.000	1.000
Perceive group disc.	0.618	0.197	0.000	1.000
Perceive personal disc.	0.576	0.268	0.000	1.000
GOP party ID	0.375	0.217	0.000	1.000
Pro-GOP party change	0.356	0.211	0.000	1.000
GOP–Democrat feelings	0.407	0.143	0.010	1.000
Romney–Obama feelings	0.368	0.140	0.010	0.900

Table C.4
Descriptive Statistics for Manipulation Checks and Outcome Measures, Lab Study 4.
 University of Texas, El Paso, *n* = 209 Latino Respondents

	Mean	SD	Min.	Max.
Offensive	0.175	0.229	0.000	0.833
Discriminatory	0.348	0.373	0.000	1.000
Perceive group disc.	0.714	0.199	0.000	1.000
Perceive personal disc.	0.508	0.291	0.000	1.000
GOP party ID	0.389	0.240	0.000	1.000
Pro-GOP party change	0.392	0.265	0.000	1.000
GOP–Democrat feelings	0.418	0.171	0.000	1.000
Romney–Obama feelings	0.387	0.171	0.000	0.860

Table C.5
Descriptive Statistics for the GfK Survey

	Asian Americans			Latinos		
	GfK	GfK	Census	GfK	GfK	Census
	Mean	SD	Mean	Mean	SD	Mean
Education (in years)	15.84	2.47		12.10	3.58	
Has BA (at least)	0.71	0.46	0.51	0.19	0.39	0.14
Income (in thousands)	87.07	63.82	72.47	55.32	50.14	41.51
Party ID (7 = strong Republican)	3.51	1.87		3.06	1.86	
Born in USA	0.47	0.50	0.34	0.50	0.50	0.65
US Citizen	0.84	0.37	0.73	0.74	0.44	0.76
Registered voters	0.49		0.72	0.67		0.51
Survey in Spanish	0.00	0.00		0.43	0.50	
Mexican descent				0.58	0.49	0.64
Puerto Rican descent				0.10	0.30	0.10
Indian descent	0.15	0.35	0.20			
Filipino descent	0.19	0.39	0.18			
Chinese descent	0.25	0.43	0.24			
Japanese descent	0.14	0.35	0.06			
Manipulation checks						
Group-targeted disc.	3.60	1.39		4.00	1.52	
Personally targeted disc.	3.23	1.53		3.21	1.63	

Table C.5
(Continued)

	Asian Americans			Latinos		
	GfK	GfK	Census	GfK	GfK	Census
	Mean	SD	Mean	Mean	SD	Mean
Outcome measures						
GOP–Democrat feelings	0.45	0.21		0.39	0.22	
Trump–Clinton feelings	0.40	0.22		0.31	0.23	

Note. With Asian American respondents ($n = 721$) on the left and Latino respondents ($n = 820$) on the right. The Census benchmarks are drawn from the 2011–2014 American Community Survey. For the GfK surveys, “registered voters” reports the share of respondents who were successfully matched to a unique, active record in state voter registration databases.

Table C.6
Linear Regression Results Separately for the Asian American and Latino Samples Predicting Group-Targeted Discrimination (Left) and Republican Partisanship (Right)

	Group-targeted disc.		GOP party ID	
	Asian Americans	Latinos	Asian Americans	Latinos
Intercept	2.385*	4.325*	3.513*	3.352*
	(0.389)	(0.310)	(0.527)	(0.372)
Age	−0.006	−0.015*	0.008	0.003
	(0.004)	(0.004)	(0.005)	(0.004)
Years of education	0.079*	0.040*	−0.029	−0.035
	(0.022)	(0.017)	(0.030)	(0.021)
Citizen	0.308	0.003	0.182	−0.609*
	(0.160)	(0.157)	(0.217)	(0.189)
Born in USA	0.150	−0.217	−0.268	0.592*
	(0.122)	(0.160)	(0.165)	(0.193)
Income	−0.001	−0.001	0.001	0.004*
	(0.001)	(0.001)	(0.001)	(0.001)
Chinese	0.162		−0.036	
	(0.145)		(0.197)	
Filipino	−0.368*		0.235	
	(0.154)		(0.209)	
Indian	−0.057		−0.544*	
	(0.171)		(0.232)	
Japanese	−0.178		0.012	
	(0.180)		(0.245)	

Table C.6
(Continued)

	Group-targeted disc.		GOP party ID	
	Asian Americans	Latinos	Asian Americans	Latinos
Mexican		0.100 (0.128)		0.087 (0.154)
Cuban		-0.812* (0.287)		0.996* (0.344)
Puerto Rican		-0.031 (0.201)		0.195 (0.242)
Spanish		-0.040 (0.153)		-0.376* (0.184)
R^2	0.050	0.047	0.029	0.054
N	718	807	721	820

* $p < 0.05$.

Appendix D: Manipulation Checks

Table D.1
Manipulation Check from Experiment 1, Asian American Sample

	Offensive info	Discriminatory	PD against group
Intercept	0.116* (0.021)	0.101* (0.023)	0.562* (0.016)
Treatment article	0.276* (0.030)	0.535* (0.033)	0.008 (0.023)
R^2	0.328	0.594	0.001
Number of obs.	178	179	181

* $p < 0.05$.

Table D.2
Manipulation Check from Experiment 2, Asian American Sample.

	Offensive info	Discriminatory	PD against group	PD against individual
Intercept	0.167* (0.021)	0.155* (0.024)	0.554* (0.012)	0.539* (0.018)
Treatment article	0.172* (0.029)	0.423* (0.033)	0.046* (0.018)	0.005 (0.025)
R^2	0.127	0.403	0.028	0.000
Number of obs.	242	242	243	243

* $p < 0.05$.

Table D.3
 Manipulation Check from Experiment 3, Asian American Sample

	Offensive info	Prejudiced	Discriminatory	PD against group	PD against individual
Intercept	0.475*	0.570*	0.268*	0.633*	0.585*
	(0.016)	(0.016)	(0.018)	(0.015)	(0.020)
Comment	0.231*	0.155*	0.298*	-0.030	-0.018
	(0.023)	(0.023)	(0.025)	(0.021)	(0.029)
R^2	0.234	0.119	0.288	0.006	0.001
Number of obs.	344	344	344	347	347

* $p < 0.05$.

Table D.4
 Manipulation Check from Experiment 4, Latino Sample

	Offensive info	Discriminatory	PD against group	PD against individual
Intercept	0.101*	0.080*	0.700*	0.499*
	(0.022)	(0.027)	(0.020)	(0.030)
Article	0.147*	0.528*	0.028	0.017
	(0.031)	(0.038)	(0.028)	(0.042)
R^2	0.103	0.502	0.005	0.001
Number of obs.	195	195	196	196

* $p < 0.05$.

Manipulation checks, GfK experiment

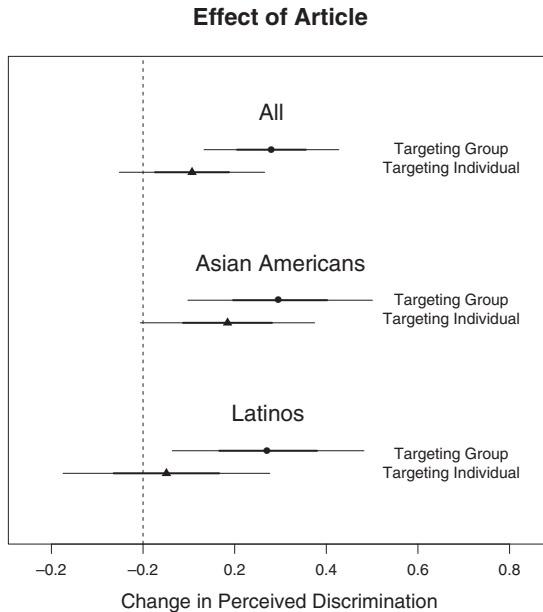


Figure D.1

GfK Experiment: This figure illustrates the effect of reading an article highlighting discrimination on respondents' perceptions of discrimination against their ethnic/racial group.

Table D.5

Manipulation Checks, National Samples, Perceptions of Personally Targeted Discrimination

	All respondents	Asian Americans	Latinos
Intercept	3.57*	2.10*	4.38*
	(0.30)	(0.51)	(0.39)
Article	0.11	0.18	0.05
	(0.08)	(0.11)	(0.12)
R ²	0.03	0.07	0.06
Number of obs.	1,528	717	811

Note. This table presents manipulation checks for the GfK experiments conducted with national samples. The outcome is a 6-category scale measuring perceptions of personal-level discrimination varying from 1 to 6. Several independent variables including respondents' education, national origin group, income, citizenship status, and birthplace in the USA were included but are suppressed.

* $p < 0.05$.

Appendix E: Results from Undergraduate Survey Experiments

Table E.1
Regression Results, Experiment 1. Sample: Asian American Undergraduates

	Party ID	Party change	GOP–Democrat feelings	Romney–Obama feelings
Intercept	0.380*	0.425*	0.416*	0.360*
	(0.025)	(0.027)	(0.015)	(0.015)
Treatment article	−0.007	−0.053	0.008	0.006
	(0.036)	(0.039)	(0.021)	(0.022)
R^2	0.000	0.010	0.001	0.000
Number of obs.	181	178	173	160

* $p < 0.05$.

Table E.2
Regression Results, Experiment 2. Sample: Asian American Undergraduates

	Party ID	Party change	GOP–Democrat feelings	Romney–Obama feelings
(Intercept)	0.325*	0.344*	0.383*	0.344*
	(0.022)	(0.019)	(0.012)	(0.014)
Treatment article	−0.001	0.016	0.008	−0.003
	(0.031)	(0.027)	(0.017)	(0.019)
R^2	0.000	0.001	0.001	0.000
Number of obs.	202	243	231	211

* $p < 0.05$.

Table E.3
Regression Results, Experiment 3. Sample: Asian American Undergraduates

	Party ID	Party change	GOP–Democrat feelings	Romney–Obama feelings
Intercept	0.367*	0.360*	0.404*	0.355*
	(0.016)	(0.016)	(0.011)	(0.012)
Treatment article	0.016	−0.008	0.006	0.026
	(0.023)	(0.023)	(0.016)	(0.016)
R^2	0.001	0.000	0.000	0.009
Number of obs.	350	350	329	289

* $p < 0.05$.

Table E.4
Regression Results, Experiment 4. Sample: Latino Undergraduates

	Party ID	Party change	GOP–Democrat feelings	Romney–Obama feelings
Intercept	0.395*	0.397*	0.421*	0.372*
	(0.024)	(0.027)	(0.018)	(0.019)
Treatment article	-0.011	-0.011	-0.006	0.029
	(0.034)	(0.038)	(0.025)	(0.026)
<i>R</i> ²	0.001	0.000	0.000	0.007
Number of obs.	202	199	190	170

**p*<0.05.

Appendix F: GfK Population-Based Experiments

Table F.1

The Results from the National Survey Experiment when Regressing Assessments of Republicans Minus Democrats on a Series of Independent Variables

	All	Asian Americans	Latinos
Intercept	0.513*	0.611*	0.480*
	(0.040)	(0.070)	(0.051)
Treatment article	0.010	0.013	0.014
	(0.011)	(0.016)	(0.015)
<i>R</i> ²	0.049	0.066	0.100
<i>N</i>	1541	721	820

Note. To improve precision, the models condition on various pre-treatment demographics such as income, national origin, citizenship status, birth within the USA, education, and whether the survey was administered in Spanish. These independent variables have little effect on the estimate of interest and so are suppressed.

**p*<0.05.


Table F.2

The Results from the National Survey Experiment when Regressing Assessments of Donald Trump Minus Those of Hillary Clinton on a Series of Independent Variables

	All	Asian Americans	Latinos
Intercept	0.406*	0.628*	0.335*
	(0.041)	(0.074)	(0.051)
Treatment article	-0.006	-0.013	0.004
	(0.011)	(0.017)	(0.015)
<i>R</i> ²	0.104	0.062	0.165
<i>N</i>	1541	721	820

Note. To improve precision, the models condition on various pre-treatment demographics such as income, national origin, citizenship status, birth within the USA, education, and whether the survey was administered in Spanish. These independent variables have little effect on the estimate of interest and so are suppressed.

**p*<0.05.

Author ORCIDs.  Daniel J. Hopkins [0000-0002-9085-6050](https://orcid.org/0000-0002-9085-6050)

References

- Abrajano, Marisa A. and R. Michael Alvarez.** 2010. *New faces, new voices: The Hispanic electorate in America*. Princeton, NJ: Princeton University Press.
- Alvarez, R. Michael and Lisa Garcia Bedolla.** 2003. The Foundations of Latino Voter Partisanship: Evidence from the 2000 Election. *Journal of Politics* 65(1):31–49.
- Barreto, Matt A.** 2010. *Ethnic Cues: The Role of Shared Ethnicity in Latino Political Participation*. Ann Arbor, MI: University of Michigan Press.
- Campbell, Angus, Phillip E. Converse, Warren E. Miller, and Donald E. Stokes.** 1960. *The American Voter*. New York: Wiley.
- Chong, Dennis and Dukhong Kim.** 2006. The Experiences and Effects of Economic Status among Racial and Ethnic Minorities. *American Political Science Review* 100(3):335–351.
- Dahl, Robert.** 1961. *Who Governs? Democracy and Power in an American City*. New Haven, CT: Yale University Press.
- Dawson, Michael C.** 1994. *Behind the Mule: Race and Class in African-American Politics*. Princeton, NJ: Princeton University Press.
- Deaux, Kay.** 2006. *To Be an Immigrant*. New York, NY: Russell Sage Foundation.
- Druckman, James N. and Thomas J. Leeper.** 2012. Learning More from Political Communication Experiments: Pretreatment and Its Effects. *American Journal of Political Science* 56(4):875–896.
- Dyck, Joshua J., Gregg B. Johnson, and Jesse T. Wasson.** 2012. A Blue Tide in the Golden State: Ballot Propositions, Population Change, and Party Identification. *American Politics Research* 40(3):450–475.
- Goh, Jin X., Judith A. Hall, and Robert Rosenthal.** 2016. Mini Meta-Analysis of Your Own Studies: Some Arguments on Why and a Primer on How. *Social and Personality Psychology Compass* 10(10):535–549.
- Green, Donald P., Bradley Palmquist, and Eric Schickler.** 2002. *Partisan Hearts and Minds*. New Haven, CT: Yale University Press.
- Hajnal, Zoltan L. and Taeku Lee.** 2011. *Why Americans Don't Join the Party: Race, Immigration, and the Failure (of Political Parties) to Engage the Electorate*. Princeton, NJ: Princeton University Press.
- Hopkins, Daniel, Cheryl Kaiser, Hagá Sara, Corin Ramos, Michael Zárate, and Efrén Pérez.** 2019. Replication Data for: Does Perceiving Discrimination Influence Partisanship among U.S. Immigrant Minorities? *Harvard Dataverse, V1*, UNF:6:73/3IxWBy3nae0afXHemUA== [fileUNF]. doi: [10.7910/DVN/NQFPF3](https://doi.org/10.7910/DVN/NQFPF3).
- Hui, Iris and David O. Sears.** 2018. Reexamining the Effect of Racial Propositions on Latinos' Partisanship in California. *Political Behavior* 40(1):149–174.
- Huo, Yuen J., Kevin R. Binning, and Ludwin E. Molina.** 2010. Testing an Integrative Model of Respect: Implications for Social Engagement and Well-Being. *Personality and Social Psychology Bulletin* 36(2):200–212.
- Kaiser, Cheryl R., Brenda Major, and Shannon K. McCoy.** 2004. Expectations about the future and the emotional consequences of perceiving prejudice. *Personality and Social Psychology Bulletin* 30:173–184.
- Kuo, Alexander., Neil Malhotra, and Cecilia Hyunjung Mo.** 2017. Social Exclusion and Political Identity: The Case of Asian American Partisanship. *The Journal of Politics* 79(1):17–32.
- Major, Brenda, Cheryl R. Kaiser, Laurie T. O'Brien and Shannon K. McCoy.** 2007. Perceived discrimination as worldview threat or worldview confirmation: Implications for self-esteem. *Journal of Personality and Social Psychology* 92:1068–1086.
- Margolis, Michele.** 2018. *From Politics to the Pews: How Partisanship and the Political Environment Shape Religious Identity*. Chicago, IL: University of Chicago Press.
- Mason, Lilliana.** 2018. *Uncivil Agreement: How Politics Became our Identity*. University of Chicago Press.
- Michele, Margolis..** 2018. *From Politics to the Pews: How Partisanship and the Political Environment Shape Religious Identity*. Chicago, IL: University of Chicago Press.
- Masuoka, Natalie.** 2006. Together They Become One: Examining the Predictors of Panethnic Group Consciousness among Asian Americans and Latinos. *Social Science Quarterly* 87(5):993–1011.
- Masuoka, Natalie and Jane Junn.** 2013. *The Politics of Belonging: Race, Public Opinion, and Immigration*. Chicago, IL: University of Chicago Press.

- Oskooii, Kassra AR.** 2016. How Discrimination Impacts Sociopolitical Behavior: A Multidimensional Perspective. *Political Psychology* 37(5):613–640.
- Pantoja, Adrian D., Ricardo Ramirez and Gary M. Segura.** 2001. Citizens by Choice, Voters by Necessity: Patterns in Political Mobilization by Naturalized Latinos. *Political Research Quarterly* 54(4):729–750.
- Sanchez, Gabriel R.** 2008. Latino Group Consciousness and Perceptions of Commonality with African Americans. *Social Science Quarterly* 89(2):428–444.
- Schildkraut, Deborah.** 2005. *Press One for English: Language Policy, Public Opinion, and American Identity*. Princeton, NJ: Princeton University Press.
- Schildkraut, Deborah.** 2011. *Americanism in the Twenty-First Century: Public Opinion in the Age of Immigration*. New York, NY: Cambridge University Press.
- Sears, David O.** 1986. College Sophomores in the Laboratory: Influences of a Narrow Data base on Social Psychology's View of Human Nature. *Journal of Personality and Social Psychology* 51(3):515.
- Sears, David O. and Nicholas A. Valentino.** 1997. Politics Matters: Political Events as Catalysts for Preadult Socialization. *American Political Science Review* 91(1):45–65.
- Sirin, Cigdem V., José D. Villalobos, and Nicholas A. Valentino.** 2016. Group Empathy Theory: The Effect of Group Empathy on US Intergroup Attitudes and Behavior in the Context of Immigration Threats. *The Journal of Politics* 78(3):893–908.
- Winter, Nicholas G.** 2008. *Dangerous Frames: How Ideas about Race and Gender Shape Public Opinion*. Chicago, IL: University of Chicago Press.
- Wong, Janelle, S. Karthick Ramakrishnan, Taeku Lee, and Jane Junn.** 2011. *Asian American Political Participation: Emerging Constituents and Their Political Identities*. New York, NY: Russell Sage Foundation.

Cite this article: Hopkins DJ, Kaiser CR, Pérez EO, Hagá S, Ramos C, and Zárata M (2020). Does Perceiving Discrimination Influence Partisanship among U.S. Immigrant Minorities? Evidence from Five Experiments. *Journal of Experimental Political Science* 7, 112–136. <https://doi.org/10.1017/XPS.2019.14>