


Francis Bacon's Studio



The Francis Bacon Studio at the Hugh Lane Gallery is a very exciting and extraordinary exhibition because Francis Bacon's Studio, which was in London, has been moved to Dublin and reconstructed exactly as it was!

Kids Guide



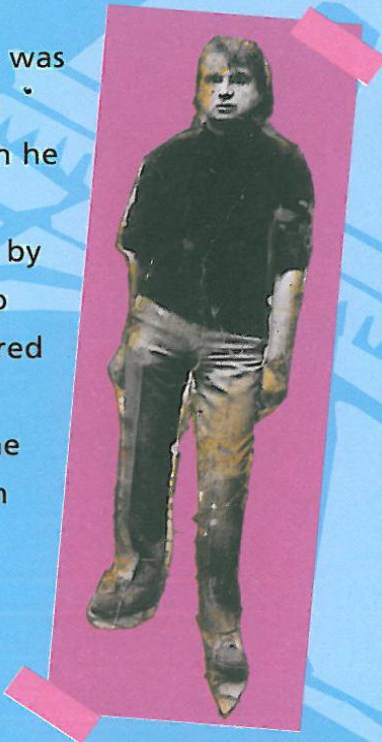
Who was Francis Bacon?



FRANCIS BACON- WHAT IS HE THINKING?

Francis Bacon is one of the most famous artists of the 20th century. Although he lived most of his life in London, Francis Bacon was born in Dublin in 1909 and lived in Co Kildare with his family.

When he was 16 he decided to see the world. He travelled to Berlin and Paris and he was fascinated by these large and bustling cities. He was especially impressed with the museums and galleries he visited and was amazed at some of the paintings he saw. When he was in Paris he saw an exhibition of paintings by the Spanish artist Pablo Picasso and these inspired him so much that he decided to pick up some brushes and become an artist himself!



Do you have a favourite artist or work of art? Describe what it is about the artist or work of art that you like so much. Perhaps it is the story or the colours or the way it has been made by the artist?



What is an artist's studio?

An artist's studio is a room or space where the artist paints, sculpts, draws or just sits and thinks of ideas! In his studio Francis gathered all sorts of things which interested him and materials he needed for his painting. These piled up over the years - over 30 years in fact!

Would you like to work in a room like Francis Bacon's studio? Think of your own room at home. What sort of things have you gathered around you? Is your room as untidy as Francis Bacon's studio!?







Other items found in the studio include little collages. A **collage** is made when shapes, images and lettering are cut out from photographs, newspapers and magazines. These are then arranged and attached onto a piece of paper to make a new picture. Francis sometimes used paper clips to stick his images together.

What else can you spot in the studio?





LOOK AT ALL THOSE BRUSHES!

How Francis Bacon Painted

Look at Edouard Manet's painting of *Eva Gonzalez* in the Hugh Lane Gallery.

In this painting you will see how Eva uses a **palette**, **easel** and a wide range of **brushes**. Francis Bacon also used an easel to hold his paintings as he worked. There are two easels standing in his studio.



A **palette** is something artists use to mix their colours. Instead of using an ordinary palette Francis used the walls and door of his studio to test and mix his vibrant colours.

EDOUARD MANET
Portrait of Eva Gonzalez



BLOBS OF COLOUR TESTED BY FRANCIS BACON

What colours do you see? Which colour do you think may be Francis Bacon's favourite?



Both Eva Gonzalez and Francis Bacon painted on **canvas**. However, Francis Bacon painted on the back of his canvas because it was rougher and this gave his paintings a nice texture.

There are two special portholes along the side of the studio so you can see part of the wall covered in lots of paint.

Francis Bacon loved adding texture to his paintings. Sometimes he used pieces of his old corduroy trousers or sweaters and even dust swept up from the floor which he would press to the wet paint.



What would you add to your paintings to give them a good texture? These could be items from around the house or found outside in the garden.



Stencils



A STENCIL


Francis Bacon sometimes used stencils when he was painting. A **stencil** is a cut out that you can draw around leaving the exact shape on your paper. Many stencils of arrows were found in the studio. As well as drawing around his stencils he also covered them in paint and pressed them against the canvas to print the shape onto the painting.

Francis Bacon sometimes used stencils when he was painting. A **stencil** is a cut out that you can draw around leaving the exact shape on your paper. Many stencils of arrows were found in the studio. As well as drawing


Francis Bacon and Photography

Francis Bacon was fascinated by many things and liked reading, drama and poetry. He had travelled to Africa and over the years he collected photographs of wild animals. Like the French artist Edgar Degas, Francis Bacon loved photography.

Before photography was invented, it was difficult for artists to show how people and animals looked when they were moving. Lying on the floor of the studio are frieze-frame photographs of people and animals in motion. Like drawings for a cartoon, these photographs show one step at a time - so you can see exactly how something moves. Edgar Degas also looked at photographs like these when he was making models of race horses, like the little sculpture *Thoroughbred Horse - Walking* which you will find in the Gallery.



EDGAR DEGAS
Thoroughbred Horse - Walking




LEOPARD CUBS AND ELEPHANTS were among the photographs of African wildlife which Francis enjoyed.



22 MAR 1871

THE GALLOP.







MUYBRIDGE
Photographs of a dog running.

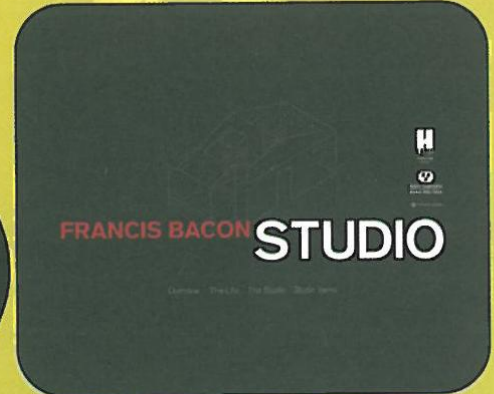
Show something in motion by drawing in these boxes. Choose your theme - maybe a person running or jumping, a plane taking off, the sun moving across the sky - the possibilities are endless - and in each box draw a different stage of the movement.

ROTATORY-GALLOP.

STRIDE, PHOTOGRAPHED SYNCHRONOUSLY FROM TWO POINTS OF VIEW.
Dog (Mastiff).





IN THE MICRO GALLERY THERE ARE COOL COMPUTER SCREENS WITH LOTS OF INFORMATION ON FRANCIS BACON. TOUCH THE SCREEN WITH YOUR FINGER TO FIND OUT MORE!





To find out more about some of the things in Francis Bacon's studio, press with your finger on *The Studio*. Press on the arrows to see the studio from different angles.

By pressing with your finger on *Studio Items* and then *Artists Materials* you will find out more about all the things Francis used when he was painting.



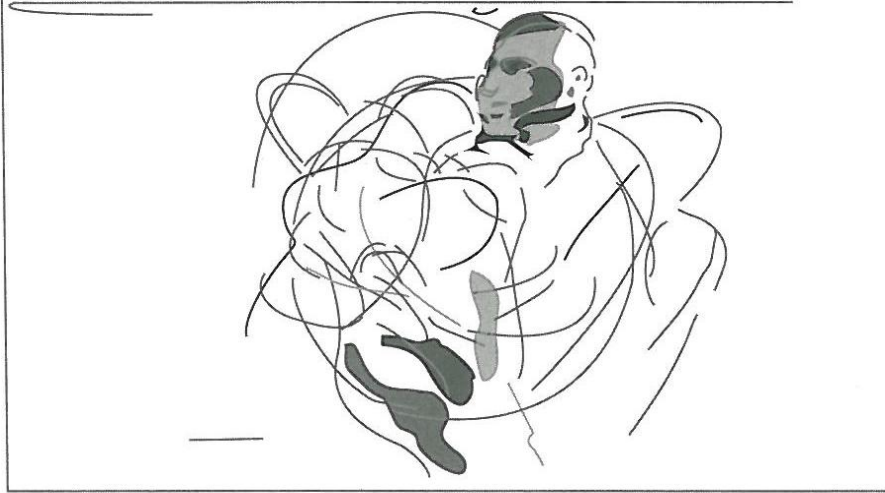


Make your own stencil



Make your own stencil by cutting around these shapes. Then glue them to some card. You can draw around them or paint over them to print the shape onto your page.

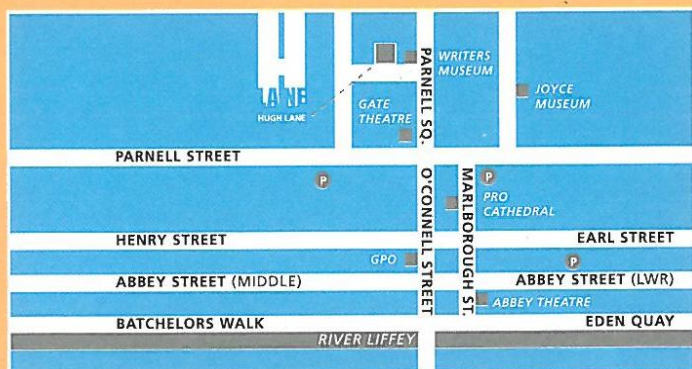




This painting was begun by Francis Bacon and was on the easel in his studio. Finish the rest of this painting the way you would like to.



Where to find us!



There are lots of things to do at the Hugh Lane Gallery...



Studio Word Puzzle


In this word puzzle are items found in Francis Bacon's Studio. Look at the clues below to help you.

Clues - Across

- You can use these to store things in (5 letters)
B_____
- You will see your reflection in this (6 letters)
M_____
- Francis Bacon climbed these to reach his studio (6 letters) S_____
- Daylight shines through this (6 letters) W_____
- Francis used this to test his colours (4 letters)
D_____
- This holds your canvas while you paint (5 letters)
E_____
- The material an artist uses to paint on (6 letters)
C_____
- This is one of the colours seen on the walls and door (4 letters) P_____
- Another colour to be seen in the studio (5 letters) W_____
- Many tubes of this were found in the studio (8 letters) O_____
- This colour was also tested by Francis! (3 letters)
R_____

Clues - Down

- This gives lights and hangs down from the ceiling (9 letters) L_____
- You use this to paint with (5 letters) B_____



- This is something with lots of pictures which you can also read (8 letters) M_____
- More things you read (5 letters) B_____
- Francis Bacon used these to mix and test his colours (5 letters) W_____
- This would have helped to keep the studio warm (8 letters) R_____
- You use this to hold and mix your paint (7 letters) P_____
- Francis held this as he climbed his steep stairs (4 letters) R_____